

Cabot City Council Work Session  
Veterans Park Event Center  
October 4, 2021  
6:30 p.m.

In response to the 2020 COVID-19 Pandemic and restrictions placed on social distancing by the Centers for Disease Control, the City of Cabot moved the monthly Work Session to the Veterans Park Event Center, 508 N. Lincoln, as advertised. This allowed for spacing between chairs, as suggested. The event was successfully streamed through YouTube. You may view this meeting here <https://www.youtube.com/watch?v=ZRM6smK6PZU>.

Council members present were: Ed Long, Brandon Hillenburg, James Reid, Matt Webber, Ron Waymack, Michael Jones and Maggie Cope. Stephen Redd was absent. Others present: Mayor Ken Kincade, City Attorney Ben Hooper, and City Clerk & Treasurer Tammy Yocom.

Mayor Kincade opened the meeting at 6:30 p.m.

MUNICIPAL SERVICES COMMITTEE – CHAIRMAN, ED LONG

1. A & P Update – Presented By Jay Lallu. Please see attached for the information provided by Mr. Lallu. Chairman Ed Long asked that Mr. Lallu get on the agenda quarterly as required by City Ordinance and make his reports better. Mr. Long asked why the commission meetings were not held at a bigger facility or by zoom.
2. Discussion of Proposed Food Truck Ordinance – Presented By Matt Webber. The proposed amended legislation addressed a permit length of 3 months; new fee schedule; payment options for the organizer and redefined certain language. Motion to place this item on agenda for tonight's council meeting by James, second by Maggie. Motion passed 3-0.
3. An Ordinance Creating, Certifying And Confirming Tax Liens Against Real Properties At Various Locations Within The City Of Cabot – Presented By Laura Nobles. Motion to place this item on agenda for tonight's Council Meeting by James, second by Maggie. Motion passed 3-0.
4. A Resolution Authorizing The Mayor And City Clerk – Treasurer To Enter Into An Agreement For Expenditure Of Funds From The Community And Economic Development Fund; – Presented By Ken Kincade. Mayor Kincade announced a four story Holiday Inn Express will be built next to The Home Depot by Retzer Group, LLC. He introduced Carrie, the Marketing Director for Retzer Group, LLC, and Michael Retzer joined the meeting via Zoom. Mayor Kincade asked that this legislation allowing him to offer Retzer Group, LLC. an incentive to come to Cabot be approved during the next Council Meeting. Mr. Retzer and Carrie both addressed the council. It was explained the project would cost between nine and ten million dollars bringing between twenty-two and twenty-five jobs to Cabot. They are planning to open the eighty room hotel by the first quarter of 2023. Additionally, Mr. Retzer announced a Hampton Inn with a project cost of thirteen to fourteen million dollars may also be built on the site. Discussion. Motion to place this item on agenda for tonight's Council Meeting by James, second by Maggie. Motion passed 3-0.

BUDGET & PERSONNEL COMMITTEE – CHAIRMAN, MATT WEBBER – No Action

POLICE & FIRE COMMITTEE – CHAIRMAN, JAMES REID – No Action


COMMUNITY DEVELOPMENT COMMITTEE – CHAIRMAN, ED LONG – No Action


MILITARY AFFAIRS COMMITTEE – CHAIRMAN, RON WAYMACK – No Action


GENERAL COMMUNITY INPUT - None


ADJOURNMENT – Meeting adjourned at 7:06 pm.


*We, the undersigned Mayor, Council Members and City Clerk/Treasurer, for the City of Cabot, do hereby certify the foregoing to be a true and correct record of the proceedings of the City of Cabot Work Session held on Monday, October 4, 2021 at 6:30 p.m.*


  
Ed Long, Chairman

  
Ken Kincade, Mayor

  
Matt Webber, Chairman

  
Tammy Yocom, City Clerk & Treasurer

  
James Reid, Chairman

  
Ron Waymack, Chairman



# Cabot Advertising & Promotion Commission

## 2021

BUDGETED	Actual-YTD	Jan	Feb	Mar	Apr	May	Jun	Jul	Aug	Sept	Oct	Nov	Dec
<b>Historical Revenues</b>													
	\$ 1,070,667.22	\$ 91,447.41	\$ 73,964.44	\$ 87,609.77	\$ 96,126.62	\$ 93,593.21	\$ 91,530.13	\$ 94,328.80	\$ 91,488.97	\$ 95,906.24	\$ 89,181.18	\$ 88,879.63	\$ 76,590.82
2019 Actual Monthly Revenue													
	\$ 1,077,613.80	\$ 98,392.62	\$ 94,717.24	\$ 79,687.08	\$ 65,330.74	\$ 86,074.53	\$ 94,431.24	\$ 96,372.54	\$ 88,147.27	\$ 100,842.63	\$ 91,577.15	100,945.49	\$ 81,295.27
2020 Actual Monthly Revenue - YTD													
	\$ 1,005,000.00	\$ 812,457.63	\$ 94,114.88	\$ 83,609.18	\$ 68,326.70	\$ 117,534.82	\$ 127,398.27	\$ 110,634.34	\$ 105,466.12	\$ -	\$ -	\$ -	\$ -
2021 Actual Monthly Revenue - YTD													
<b>Revenues Collected</b>													
	\$ 812,457.63	\$ 812,457.63	\$ 94,114.88	\$ 83,609.18	\$ 68,326.70	\$ 117,534.82	\$ 127,398.27	\$ 110,634.34	\$ 105,466.12				
Tax Receipts - Actual													
	\$ 140.00	\$ 140.00	\$ 22.64	\$ 20.12	\$ 21.58	\$ 19.03	\$ 11.46	\$ 12.05	\$ 13.77				
Total Revenues Collected													
	\$ 812,597.63	\$ 812,597.63	\$ 94,137.52	\$ 83,629.30	\$ 69,348.28	\$ 117,553.85	\$ 127,409.73	\$ 110,646.39	\$ 105,479.89				
<b>Expenditures-Cash Basis</b>													
<b>Parks &amp; Recreation</b>													
Operating Budget Funding (Jan-Dec)	\$ 633,000.00	\$ 474,750.00	\$ 105,500.00	\$ 52,750.00	\$ 52,750.00	\$ 52,750.00	\$ 52,750.00	\$ 52,750.00	\$ 52,750.00	\$ 52,750.00	\$ 52,750.00	\$ 52,750.00	\$ 52,750.00
Community Center - Pool Pak	\$ 36,000.00	\$ 27,000.00	\$ 6,000.00	\$ 3,000.00	\$ 3,000.00	\$ 3,000.00	\$ 3,000.00	\$ 3,000.00	\$ 3,000.00	\$ 3,000.00	\$ 3,000.00	\$ 3,000.00	\$ 3,000.00
Turf payment	\$ 120,065.52	\$ 90,049.14	\$ 20,010.92	\$ 10,005.46	\$ 10,005.46	\$ 10,005.46	\$ 10,005.46	\$ 10,005.46	\$ 10,005.46	\$ 10,005.46	\$ 10,005.46	\$ 10,005.46	\$ 10,005.46
Total Parks & Recreation	\$ 789,065.52	\$ 591,799.14	\$ 131,510.92	\$ 65,755.46	\$ 65,755.46	\$ 65,755.46	\$ 65,755.46	\$ 65,755.46	\$ 65,755.46	\$ 65,755.46	\$ 65,755.46	\$ 65,755.46	\$ 65,755.46
<b>Cabot Chamber of Commerce</b>													
CabotFest	\$ 50,000.00	\$ 50,000.00			\$ 50,000.00								
Christmas Business Open House	\$ 5,250.00	\$ -											
Community Advertising	\$ 22,000.00	\$ 22,000.00			\$ 11,000.00								
Administrative Services/Collections	\$ 36,000.00	\$ 24,000.00	\$ 3,000.00	\$ 3,000.00	\$ 3,000.00	\$ 3,000.00	\$ 3,000.00	\$ 3,000.00	\$ 3,000.00	\$ 3,000.00	\$ 3,000.00	\$ 3,000.00	\$ 3,000.00
Membership directories printing	\$ 3,000.00	\$ 3,000.00			\$ 3,000.00								
Postage for A&P-Cabot Chamber of Commerce	\$ 600.00	\$ 600.00	\$ 300.00					\$ 300.00					
Total Chamber of Commerce	\$ 113,850.00	\$ 98,600.00	\$ 3,300.00	\$ 14,000.00	\$ 53,000.00	\$ 3,000.00	\$ 14,000.00	\$ 3,300.00	\$ 3,000.00	\$ 3,000.00	\$ 3,000.00	\$ 3,000.00	\$ 3,000.00
<b>Other Annual Commitments</b>													
Cabot Christmas Parade	\$ 10,500.00	\$ (5,193.05)			\$ (5,193.05)								
Cabot County Cruisers-Spring Fling	\$ 1,500.00	\$ -			\$ 20,000.00								
4th of July Celebration-City of Cabot	\$ 20,000.00	\$ 20,000.00											
Jr Auxiliary - StrawberryFest	\$ 25,000.00	\$ -											
APA Committee - Air Force Ball	\$ 10,000.00	\$ -											
Ellis Tucker & Albridge, LLP (Audit)	\$ 5,200.00	\$ 5,200.00			\$ 5,200.00								
Total Other Annual Commitments	\$ 72,200.00	\$ 20,006.95	\$ -	\$ 5,200.00	\$ 20,000.00	\$ (5,193.05)	\$ -	\$ -	\$ -	\$ -	\$ -	\$ -	\$ -
<b>Other Contracted Services</b>													
Tourism Conference Reimbursement	\$ 1,000.00	\$ -	\$ 122.95	\$ 122.50	\$ 120.70	\$ 125.65	\$ 125.20	\$ 128.80	\$ 125.65				
A&P Lock Box Service	\$ 1,560.00	\$ 998.45	\$ -	\$ 122.50	\$ 120.70	\$ 125.65	\$ 125.20	\$ 128.80	\$ 125.65				
PaySimple billing	\$ -	\$ 14.95							\$ 14.95				
Cabot Gymnastics Academy (Synnastic meal)	\$ 1,500.00	\$ -											
Clint McGue, Attorney at law	\$ 12,000.00	\$ 8,000.00	\$ 1,000.00	\$ 2,000.00									
Lonoke County Master Gardeners	\$ 2,500.00	\$ 2,500.00						\$ 500.00	\$ 1,000.00				
Cabot High School Athletics-State Softball Tourney	\$ 9,000.00	\$ 6,800.00	\$ 6,800.00										
Civil War Muster	\$ 5,500.00	\$ -											
Randy Beaver Memorial Golf Tournament	\$ 1,500.00	\$ 1,500.00						\$ 1,500.00					
Cabot County Cruisers - Family track night	\$ 750.00	\$ 1,500.00							\$ 750.00				
Office supplies for A&P	\$ 250.00	\$ 250.00	\$ 125.00					\$ 125.00					
Cabot Foundation for Arts & Culture - murals refund	\$ 1,011,475.52	\$ (4,087.14)						\$ (4,087.14)					
Cabot Foundation for Arts & Culture - film festival	\$ 9,950.00	\$ 9,950.00						\$ 9,950.00					
Refund to McDonalds for overpayment	\$ 427.00	\$ 427.00											
NSF check returned	\$ 1,985.76	\$ 1,985.76						\$ 1,985.76					
Cabot City Beautiful - Christmas in Cabot	\$ 32,000.00	\$ 32,000.00							\$ 32,000.00				
Building Bridges - Fine Arts in the Park	\$ 2,000.00	\$ 2,000.00							\$ 2,000.00				
Tish Falls - Headshots for website	\$ 300.00	\$ 300.00							\$ 300.00				
GP Awards - plaques for Amy, Ed & Norma	\$ 366.28	\$ 366.28											
Total Other Contracted Services	\$ 396,360.00	\$ 64,505.30	\$ 674.95	\$ 7,922.50	\$ 2,486.98	\$ 125.65	\$ 7,486.06	\$ 4,239.56	\$ 36,190.60				
Total Expenditures	\$ 1,011,475.52	\$ 775,911.39	\$ 135,465.87	\$ 92,877.86	\$ 116,049.39	\$ 88,881.11	\$ 77,132.46	\$ 87,243.52	\$ 73,285.02	\$ 104,946.06	\$ -	\$ -	\$ -
<b>Net Revenue Excess (Deficit)</b>	\$ -198,877.89	\$ 36,686.24	\$ (41,348.35)	\$ (9,248.66)	\$ (46,701.11)	\$ 28,672.74	\$ 27,260.21	\$ 40,166.21	\$ 37,351.37	\$ 533.83	\$ -	\$ -	\$ -
Beginning Cash-Investment Account		\$ 86,170.97	\$ 98,564.93	\$ 88,486.68	\$ 74,206.00	\$ 122,409.17	\$ 109,246.32	\$ 132,273.07	\$ 113,519.78	\$ -	\$ -	\$ -	\$ -
Beginning Cash-Checking/Operating		\$ 322,098.91	\$ 268,356.60	\$ 269,186.19	\$ 236,765.76	\$ 217,235.33	\$ 257,658.39	\$ 274,797.85	\$ 330,902.51	\$ -	\$ -	\$ -	\$ -
Ending Cash-Checking/Operating		\$ 400,269.60	\$ 386,921.63	\$ 357,672.87	\$ 310,971.76	\$ 339,644.50	\$ 366,904.71	\$ 407,070.92	\$ 444,422.29	\$ -	\$ -	\$ -	\$ -
Beginning Cash-CDs		\$ 98,564.93	\$ 88,486.68	\$ 74,206.00	\$ 122,409.17	\$ 109,246.32	\$ 132,273.07	\$ 113,519.78	\$ 110,325.52	\$ -	\$ -	\$ -	\$ -
Total Beginning Cash		\$ 288,356.60	\$ 269,186.19	\$ 236,765.76	\$ 217,235.33	\$ 257,658.39	\$ 274,797.85	\$ 330,902.51	\$ 334,630.60	\$ -	\$ -	\$ -	\$ -
Ending Cash-Checking/Operating		\$ -	\$ -	\$ -	\$ -	\$ -	\$ -	\$ -	\$ -	\$ -	\$ -	\$ -	\$ -
Ending Cash-CDs		\$ 58,754.64	\$ -	\$ -	\$ -	\$ -	\$ -	\$ -	\$ -	\$ -	\$ -	\$ -	\$ -
Total Ending Cash		\$ 3,038,564.70	\$ 366,021.53	\$ 357,672.87	\$ 310,971.76	\$ 339,644.50	\$ 366,904.71	\$ 407,070.92	\$ 444,422.29	\$ 444,956.12	\$ -	\$ -	\$ -